

Final OT

Series (Game 4 of 4)



Canadiens 3
(33-21-8, 74 pts)



Maple Leafs 2
(28-20-13, 69 pts)

7:00 PM ET, February 25, 2017
Air Canada Centre, Toronto, Ontario, Canada

	1	2	3	OT	T
MTL	0	2	0	1	3
TOR	1	0	1	0	2

- ★ **A. Galchenyuk** (Canadiens - C): Goals: 1, Assists: 1
- ★★ **A. Matthews** (Maple Leafs - C): Goals: 2, Assists: 0
- ★★★ **A. Shaw** (Canadiens - C): Goals: 1, Assists: 1

Recap

Box Score

Play-By-Play

GameCast

Conversation



Smartphones hos Dustin

Beställer du innan kl. 16.00 så skickas din smartphone samma vardag.
dustin.se



Game Information

Arena: Air Canada Centre
Location: Toronto, Ontario












Referees: Dan O'Halloran, Kendrick Nicholson
Linesmen: David Brisebois, David Brisebois

Attendance: 19,843 (105.5% full)


Team Statistical Comparison


Key: ■ Montreal ■ Toronto

Total Shots	PIM	Hits	Giveaways	Takeaways	Faceoffs Won
■ 28	■ 4	▶ ■ 37	■ 16	■ 8	▶ ■ 30
▶ ■ 34	▶ ■ 8	■ 32	■ 16	▶ ■ 10	■ 26

1st Period Summary				
Time	Team	Scoring Detail	MTL	TOR
10:54		Auston Matthews (29) <i>Assists: Jake Gardiner, James van Riemsdyk</i>	0	1
Time	Team	Penalty Detail		
1:39		Artturi Lehkonen: 2 Minutes for Interference		
8:27		Jake Gardiner: 2 Minutes for Hooking		
19:10		William Nylander: 2 Minutes for Slashing		
2nd Period Summary				
Time	Team	Scoring Detail	MTL	TOR
7:29		Max Pacioretty (29) (Power Play) <i>Assists: Alex Galchenyuk, Andrew Shaw</i>	1	1
16:21		Alex Galchenyuk (13) <i>Assists: Nikita Nesterov, Nathan Beaulieu</i>	2	1
Time	Team	Penalty Detail		
6:39		Nikita Soshnikov: 2 Minutes for Holding		
12:30		Jeff Petry: 2 Minutes for Tripping		
3rd Period Summary				
Time	Team	Scoring Detail	MTL	TOR
1:19		Auston Matthews (30) <i>Assists: Zach Hyman, William Nylander</i>	2	2
Time	Team	Penalty Detail		
4:36		William Nylander: 2 Minutes for High-sticking		
OT Summary				
Time	Team	Scoring Detail	MTL	TOR
1:06		Andrew Shaw (9) <i>Assists: Tomas Plekanec, Andrei Markov</i>	3	2
Time	Team	Penalty Detail		
No penalties this period				

Player Summary

 Montreal Canadiens																			Time On Ice					Faceoffs			
Player	G	A	+/-	SOG	MS	BS	PN	PIM	HT	TK	GV	SHF	TOT	PP	SH	EV	FW	FL	%								
S. Andrighetto RW	0	0	0	0	0	0	0	0	0	0	0	12	8:28	0:00	0:00	8:28	0	0	00.0								
N. Beaulieu D	0	1	1	3	1	0	0	0	1	0	2	21	16:43	1:58	0:52	13:53	0	0	00.0								
P. Byron C	0	0	0	1	1	0	0	0	1	1	0	22	15:52	0:11	1:17	14:24	0	0	00.0								
P. Danault LW	0	0	0	1	1	0	0	0	2	0	0	24	17:41	3:19	1:16	13:06	9	9	50.0								
D. Desharnais C	0	0	0	0	0	0	0	0	1	1	1	13	9:37	0:00	0:00	9:37	4	1	80.0								
A. Emelin D	0	0	-2	1	1	3	0	0	9	1	1	27	22:45	0:00	2:14	20:31	0	0	00.0								
A. Galchenyuk C	1	1	0	4	0	0	0	0	1	0	1	21	16:42	3:20	0:00	13:22	9	3	75.0								
B. Gallagher RW	0	0	0	2	0	0	0	0	2	0	0	20	13:39	3:28	0:00	10:11	0	1	00.0								
A. Lehkonen LW	0	0	-2	0	0	0	1	2	2	0	0	21	13:43	0:06	0:35	13:02	1	0	100.0								
A. Markov D	0	1	1	0	4	2	0	0	1	1	4	28	22:22	4:52	1:46	15:44	0	0	00.0								
T. Mitchell C	0	0	0	0	0	1	0	0	1	1	2	16	11:07	0:00	1:27	9:40	1	2	33.3								
N. Nesterov D	0	1	0	0	0	0	0	0	2	0	1	20	13:19	0:00	0:00	13:19	0	0	00.0								
M. Pacioretty LW	1	0	1	6	1	1	0	0	3	0	1	25	19:25	3:33	2:08	13:44	0	0	00.0								
J. Petry D	0	0	-1	4	2	3	1	2	5	1	2	27	21:59	1:58	0:38	19:23	0	0	00.0								
T. Plekanec C	0	1	0	0	2	1	0	0	0	1	0	23	15:28	0:11	1:17	14:00	6	9	40.0								
A. Radulov RW	0	0	0	2	1	0	0	0	0	0	0	23	18:28	3:11	0:00	15:17	0	0	00.0								
A. Shaw C	1	1	0	1	1	0	0	0	4	1	0	24	17:53	3:11	0:00	14:42	0	1	00.0								
S. Weber D	0	0	0	3	2	1	0	0	2	0	1	31	24:07	4:52	2:30	16:45	0	0	00.0								

 Montreal Canadiens Scratches	
Player	Detail
B. Flynn	Scratched
G. Pateryn	Scratched
M. McCarron	Scratched


Toronto Maple Leafs

Player	Time On Ice											Faceoffs							
	G	A	+/-	SOG	MS	BS	PN	PIM	HT	TK	GV	SHF	TOT	PP	SH	EV	FW	FL	%
<u>C. Brown</u> RW	0	0	0	3	0	1	0	0	1	0	0	21	16:14	1:26	2:05	12:43	0	0	00.0
<u>J. Gardiner</u> D	0	1	2	3	0	3	1	2	0	1	0	31	23:42	2:21	0:03	21:18	0	0	00.0
<u>F. Gauthier</u> C	0	0	0	0	0	0	0	0	1	0	0	17	11:15	0:01	0:00	11:14	8	5	61.5
<u>M. Hunwick</u> D	0	0	0	0	1	2	0	0	2	1	0	20	17:09	0:00	2:38	14:31	0	0	00.0
<u>Z. Hyman</u> C	0	1	0	0	0	1	0	0	1	0	1	28	19:06	2:19	4:49	11:58	0	1	00.0
<u>N. Kadri</u> C	0	0	-1	4	3	0	0	0	2	0	3	22	16:06	1:40	0:00	14:26	7	6	53.8
<u>L. Komarov</u> C	0	0	-1	2	0	0	0	0	3	1	2	29	20:47	2:33	4:11	14:03	3	2	60.0
<u>J. Leivo</u> LW	0	0	-1	1	2	0	0	0	0	1	1	20	14:49	1:26	0:00	13:23	0	0	00.0
<u>A. Marchenko</u> D	0	0	2	1	0	1	0	0	2	1	0	24	17:40	0:00	0:03	17:37	0	0	00.0
<u>M. Martin</u> LW	0	0	0	0	0	0	0	0	5	0	0	13	8:55	0:01	0:00	8:54	0	0	00.0
<u>A. Matthews</u> C	2	0	2	7	1	0	0	0	0	2	1	25	17:43	2:33	0:03	15:07	5	7	41.7
<u>W. Nylander</u> RW	0	1	2	2	2	0	2	4	0	1	0	25	16:44	2:19	0:00	14:25	0	1	00.0
<u>R. Polak</u> D	0	0	0	0	0	1	0	0	6	0	2	20	17:51	0:00	2:38	15:13	0	0	00.0
<u>M. Rielly</u> D	0	0	-1	3	0	1	0	0	0	1	1	27	19:59	0:15	4:09	15:35	0	0	00.0
<u>B. Smith</u> RW	0	0	0	0	0	2	0	0	2	0	0	13	10:56	0:00	0:17	10:39	3	8	27.3
<u>N. Soshnikov</u> RW	0	0	0	3	2	1	1	2	3	1	0	18	10:49	0:01	2:12	8:36	0	0	00.0
<u>J. van Riemsdyk</u> LW	0	1	0	4	0	1	0	0	2	0	1	21	15:32	1:26	0:03	14:03	0	0	00.0
<u>N. Zaitsev</u> D	0	0	-2	1	0	1	0	0	2	0	1	29	21:11	1:39	4:09	15:23	0	0	00.0


Toronto Maple Leafs Scratches

Player	Detail
C. Carrick	Upper Body
T. Bozak	Undisclosed
M. Marincin	Scratched

Goaltending Summary

 Montreal Canadiens Goaltending							 Toronto Maple Leafs Goaltending						
Player	SA	GA	Saves	SV%	TOI	PIM	Player	SA	GA	Saves	SV%	TOI	PIM
<u>C. Price</u>	34	2	32	.941	61:06	0	<u>F. Andersen</u>	28	3	25	.893	61:06	0

Shots On Goal

Team	1st	2nd	3rd	OT	T
<u>Montreal</u>	11	5	10	2	28
<u>Toronto</u>	12	12	8	2	34

Power Play Summary

Team	PPG / PPO
Montreal	1 of 4
Toronto	0 of 2

* - A player receives a "plus" if he is on the ice when his Club scores an even-strength or shorthand goal. He receives a "minus" if he is on the ice for an even-strength or shorthand goal scored by the opposing Club. The difference in these numbers is considered the player's plus-minus statistic.