

Final OT

Series (Game 2 of 2) ▾



Jets 4
(28-29-6, 62 pts)



Maple Leafs 5
(28-20-11, 67 pts)

7:30 PM ET, February 21, 2017
Air Canada Centre, Toronto, Ontario, Canada

	1	2	3	OT	T
WPG	2	2	0	0	4
TOR	1	2	1	1	5

- ★ **J. Gardiner** (Maple Leafs - D): Goals: 1, Assists: 1
- ★★ **L. Komarov** (Maple Leafs - C): Goals: 2, Assists: 1
- ★★★ **P. Laine** (Jets - RW): Goals: 2, Assists: 0

- Recap
- Box Score
- Play-By-Play
- GameCast
- Conversation



Dags för ny smartphone?

Beställer du innan kl. 16.00 så skickas din smartphone samma vardag.
dustin.se



Game Information

Arena: Air Canada Centre
Location: Toronto, Ontario
Attendance: 19,583 (104.2% full)

Referees: Wes McCauley, Ghislain Hebert
Linesmen: Brad Kovachik, Mark Shewchuk

Team Statistical Comparison












Key: Winnipeg Toronto

Total Shots	PIM	Hits	Giveaways	Takeaways	Faceoffs Won
<div style="display: flex; justify-content: space-around;"> <div style="width: 20px; height: 10px; background-color: #ccc; border: 1px solid #000;"></div> 20 </div>	<div style="display: flex; justify-content: space-around;"> <div style="width: 20px; height: 10px; background-color: #ccc; border: 1px solid #000;"></div> 17 </div>	<div style="display: flex; justify-content: space-around;"> <div style="width: 20px; height: 10px; background-color: #ccc; border: 1px solid #000;"></div> 31 </div>	<div style="display: flex; justify-content: space-around;"> <div style="width: 20px; height: 10px; background-color: #ccc; border: 1px solid #000;"></div> 9 </div>	<div style="display: flex; justify-content: space-around;"> <div style="width: 20px; height: 10px; background-color: #ccc; border: 1px solid #000;"></div> 8 </div>	<div style="display: flex; justify-content: space-around;"> <div style="width: 20px; height: 10px; background-color: #ccc; border: 1px solid #000;"></div> 33 </div>
<div style="display: flex; justify-content: space-around;"> <div style="width: 20px; height: 10px; background-color: #003366; border: 1px solid #000;"></div> 37 </div>	<div style="display: flex; justify-content: space-around;"> <div style="width: 20px; height: 10px; background-color: #003366; border: 1px solid #000;"></div> 17 </div>	<div style="display: flex; justify-content: space-around;"> <div style="width: 20px; height: 10px; background-color: #003366; border: 1px solid #000;"></div> 32 </div>	<div style="display: flex; justify-content: space-around;"> <div style="width: 20px; height: 10px; background-color: #003366; border: 1px solid #000;"></div> 9 </div>	<div style="display: flex; justify-content: space-around;"> <div style="width: 20px; height: 10px; background-color: #003366; border: 1px solid #000;"></div> 11 </div>	<div style="display: flex; justify-content: space-around;"> <div style="width: 20px; height: 10px; background-color: #003366; border: 1px solid #000;"></div> 38 </div>








1st Period Summary

Time	Team	Scoring Detail	WPG	TOR
1:02		Leo Komarov (9) <i>Assists: Josh Leivo, Nikita Zaitsev</i>	0	1
4:25		Patrik Laine (29) <i>Assists: Mark Scheifele, Mathieu Perreault</i>	1	1
10:33		Bryan Little (17) (Power Play) <i>Assists: Adam Lowry, Dustin Byfuglien</i>	2	1
Time	Team	Penalty Detail		
10:04		Nazem Kadri: 2 Minutes for Tripping		
12:46		Dustin Byfuglien: 2 Minutes for Hooking		
19:41		Roman Polak: 2 Minutes for Slashing		


2nd Period Summary


Time	Team	Scoring Detail	WPG	TOR
15:52		Nazem Kadri (25) <i>Assists: Josh Leivo, Leo Komarov</i>	2	2
17:24		Nikolaj Ehlers (20) <i>Assists: Josh Morrissey, Blake Wheeler</i>	3	2
19:28		Leo Komarov (10) (Power Play) <i>Assists: William Nylander, Auston Matthews</i>	3	3
19:57		Patrik Laine (30) <i>Assists: Mark Scheifele, Mathieu Perreault</i>	4	3
Time	Team	Penalty Detail		
12:09		Zach Hyman: 2 Minutes for High-sticking		
12:57		2 Minute Bench Penalty for Too Many Men on the Ice (Served by Nic Petan)		
18:58		Nikolaj Ehlers: 2 Minutes for Holding		
19:57		Matt Martin: 5 Minute Major for Fighting		
19:57		Josh Leivo: 2 Minutes for Roughing		
19:57		Patrik Laine: 2 Minutes for Roughing		
19:57		Dustin Byfuglien: 5 Minute Major for Fighting		

3rd Period Summary

Time	Team	Scoring Detail	WPG	TOR
3:30		William Nylander (17) (Power Play) <i>Assists: Auston Matthews, Jake Gardiner</i>	4	4
Time	Team	Penalty Detail		
1:52		Chris Thorburn: 2 Minutes for Roughing		
1:52		Nazem Kadri: 2 Minutes for Roughing		
1:52		Mark Scheifele: 2 Minutes for Roughing		
16:10		Dustin Byfuglien: 2 Minutes for Interference		
19:34		Auston Matthews: 2 Minutes for Hooking		
OT Summary				
Time	Team	Scoring Detail	WPG	TOR
2:29		Jake Gardiner (9) <i>Assist: Auston Matthews</i>	4	5
Time	Team	Penalty Detail		
No penalties this period				

Player Summary

 Winnipeg Jets												Time On Ice			Faceoffs				
Player	G	A	+/-	SOG	MS	BS	PN	PIM	HT	TK	GV	SHF	TOT	PP	SH	EV	FW	FL	%
<u>J. Armia</u> RW	0	0	0	0	0	0	0	0	2	0	0	25	15:29	0:00	2:38	12:51	0	0	00.0
<u>D. Byfuglien</u> D	0	1	1	2	1	1	3	9	2	2	0	33	26:35	3:48	1:01	21:46	0	0	00.0
<u>B. Chiarot</u> D	0	0	-1	0	0	4	0	0	0	0	0	30	23:37	0:00	3:28	20:09	0	0	00.0
<u>N. Ehlers</u> LW	1	0	1	3	2	0	1	2	2	0	0	22	16:14	2:02	0:00	14:12	0	0	00.0
<u>P. Laine</u> RW	2	0	0	2	1	0	1	2	1	0	2	25	17:15	3:22	0:06	13:47	0	0	00.0
<u>B. Little</u> C	1	0	1	2	1	1	0	0	1	2	0	29	19:52	1:55	2:01	15:56	13	11	54.2
<u>A. Lowry</u> LW	0	1	0	1	1	2	0	0	1	1	1	28	16:32	1:35	2:50	12:07	7	11	38.9
<u>S. Matthias</u> C	0	0	0	1	0	0	0	0	2	0	0	22	14:22	0:00	1:38	12:44	0	0	00.0
<u>J. Melchiori</u> D	0	0	1	1	0	3	0	0	2	0	1	30	22:02	0:07	2:11	19:44	0	0	00.0
<u>J. Morrissey</u> D	0	1	0	0	0	3	0	0	5	0	0	33	22:55	2:10	3:12	17:33	0	0	00.0
<u>M. Perreault</u> C	0	2	-1	3	1	0	0	0	4	1	0	26	16:18	1:31	0:06	14:41	0	0	00.0
<u>N. Petan</u> C	0	0	0	1	0	1	0	0	0	1	0	13	8:52	1:55	0:00	6:57	6	2	75.0
<u>P. Postma</u> D	0	0	0	1	0	2	0	0	1	0	1	11	9:10	0:00	0:00	9:10	0	0	00.0
<u>M. Scheifele</u> C	0	2	0	1	3	0	1	2	1	1	0	30	20:18	3:28	1:52	14:58	7	13	35.0
<u>M. Stuart</u> D	0	0	0	0	0	0	0	0	1	0	1	21	16:01	0:00	4:00	12:01	0	0	00.0
<u>B. Tanev</u> LW	0	0	0	0	0	0	0	0	2	0	0	12	8:08	0:00	0:56	7:12	0	0	00.0
<u>C. Thorburn</u> RW	0	0	0	1	0	0	1	2	3	0	0	10	6:56	0:00	0:00	6:56	0	0	00.0
<u>B. Wheeler</u> RW	0	1	0	1	0	0	0	0	1	0	2	30	20:27	2:58	1:45	15:44	0	1	00.0

 Winnipeg Jets Scratches	
Player	Detail
D. Stafford	Illness
A. Copp	Upper Body
J. Trouba	Scratched


Toronto Maple Leafs

Player	Time On Ice											Faceoffs			%				
	G	A	+/-	SOG	MS	BS	PN	PIM	HT	TK	GV	SHF	TOT	PP		SH	EV	FW	FL
<u>T. Bozak</u> C	0	0	0	2	2	0	0	0	1	0	0	23	17:28	3:45	0:00	13:43	14	7	66.7
<u>C. Brown</u> RW	0	0	0	1	1	0	0	0	0	1	0	22	16:52	2:30	1:37	12:45	0	0	00.0
<u>C. Carrick</u> D	0	0	0	1	0	0	0	0	1	0	0	4	3:38	0:00	0:00	3:38	0	0	00.0
<u>J. Gardiner</u> D	1	1	1	3	1	2	0	0	0	2	1	26	24:48	4:19	0:07	20:22	0	0	00.0
<u>F. Gauthier</u> C	0	0	0	2	0	0	0	0	1	0	0	17	9:41	0:04	1:17	8:20	5	4	55.6
<u>M. Hunwick</u> D	0	0	0	2	0	0	0	0	0	0	0	24	21:54	0:13	1:57	19:44	0	0	00.0
<u>Z. Hyman</u> C	0	0	-1	1	1	0	1	2	2	0	0	28	17:10	1:39	2:38	12:53	0	0	00.0
<u>N. Kadri</u> C	1	0	0	3	4	0	2	4	3	1	2	25	16:22	2:04	0:00	14:18	9	6	60.0
<u>L. Komarov</u> C	2	1	1	3	1	0	0	0	4	2	1	32	18:06	3:03	2:20	12:43	1	3	25.0
<u>J. Leivo</u> LW	0	2	0	4	1	1	1	2	2	0	0	25	16:19	3:19	0:00	13:00	0	0	00.0
<u>M. Martin</u> LW	0	0	-1	0	0	0	1	5	5	0	0	11	6:59	0:00	0:00	6:59	0	0	00.0
<u>A. Matthews</u> C	0	3	0	1	2	1	1	2	0	0	0	27	18:38	2:58	0:06	15:34	9	13	40.9
<u>W. Nylander</u> RW	1	1	0	3	2	0	0	0	1	1	1	27	18:26	3:29	0:00	14:57	0	0	00.0
<u>R. Polak</u> D	0	0	0	0	1	0	1	2	6	1	2	27	22:12	0:00	2:48	19:24	0	0	00.0
<u>M. Rielly</u> D	0	0	-1	2	1	2	0	0	1	1	2	32	23:23	0:33	3:20	19:30	0	0	00.0
<u>N. Soshnikov</u> RW	0	0	0	1	1	0	0	0	2	1	0	16	10:10	0:17	1:02	8:51	0	0	00.0
<u>J. van Riemsdyk</u> LW	0	0	0	4	2	0	0	0	0	1	0	22	18:35	3:49	0:00	14:46	0	0	00.0
<u>N. Zaitsev</u> D	0	1	-1	4	1	0	0	0	3	0	0	29	22:18	2:38	2:22	17:18	0	0	00.0


Toronto Maple Leafs Scratches

Player	Detail
B. Smith	Scratched
A. Marchenko	Scratched
M. Marincin	Scratched

Goaltending Summary

 Winnipeg Jets Goaltending							 Toronto Maple Leafs Goaltending						
Player	SA	GA	Saves	SV%	TOI	PIM	Player	SA	GA	Saves	SV%	TOI	PIM
<u>C. Hellebuyck</u>	37	5	32	.865	62:29	0	<u>F. Andersen</u>	20	4	16	.800	62:12	0

Shots On Goal

Team	1st	2nd	3rd	OT	T
<u>Winnipeg</u>	8	7	4	1	20
<u>Toronto</u>	15	12	8	2	37

Power Play Summary

Team	PPG / PPO
Winnipeg	1 of 4
Toronto	2 of 5

* - A player receives a "plus" if he is on the ice when his Club scores an even-strength or shorthand goal. He receives a "minus" if he is on the ice for an even-strength or shorthand goal scored by the opposing Club. The difference in these numbers is considered the player's plus-minus statistic.